

# Coronavirus Disease 2019 (COVID-19)

MENU >



## How to Wear Masks

Updated Aug. 7, 2020

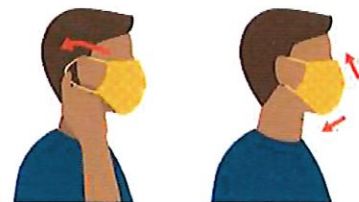
[Print](#)

Masks are an additional step to help slow the spread of COVID-19 when combined with [every day preventive actions](#) and [social distancing](#) in public settings.

- CDC recommends that people wear masks in public and when around people who don't live in your household.
- Masks should NOT be worn by children under age 2 or anyone who has trouble breathing, is unconscious, incapacitated, or otherwise unable to remove the mask without assistance.
- Do NOT use a mask meant for a healthcare worker. Currently, surgical masks and N95 respirators are critical supplies that should be reserved for healthcare workers and other first responders.

## Wear your Mask Correctly

- Wash your hands before putting on your mask
- Put it over your nose and mouth and secure it under your chin
- Try to fit it snugly against the sides of your face
- Make sure you can breathe easily
- CDC does not recommend use of masks or cloth masks for source control if they have an exhalation valve or vent


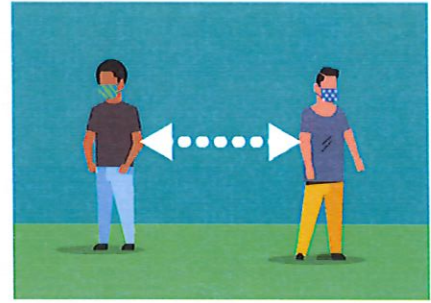


## Wear a Mask to Protect Others

- Wear a mask that covers your nose and mouth to help protect others in case you're infected with COVID-19 but don't have symptoms
- Wear a mask in public settings when around people who don't live in your household, especially when it may be difficult for you to stay six feet apart
- Wear a mask correctly for maximum protection
- Don't put the mask around your neck or up on your forehead
- Don't touch the mask, and, if you do, wash your hands or use hand sanitizer to disinfect

## Follow Everyday Health Habits

- Stay at least 6 feet away from others
- Avoid contact with people who are sick
- Wash your hands often, with soap and water, for at least 20 seconds each time
- Use hand sanitizer if soap and water are not available



## Take Off Your Mask Carefully, When You're Home

- Untie the strings behind your head or stretch the ear loops
- Handle only by the ear loops or ties
- Fold outside corners together
- Place mask in the washing machine (learn more about [how to wash masks](#))
- Be careful not to touch your eyes, nose, and mouth when removing and wash hands immediately after removing.

### More Information

[Considerations for Wearing Masks](#)

[How to Wear Your Mask](#)

[How to Wash Your Mask](#)

[How to Make Your Own Mask](#)

[ASL Video Series: Easy DIY Mask](#)

[How to Make Your Own Mask Video \(Spanish\)](#)

Last Updated Aug. 7, 2020